







bondera[®] screed mach 2

Fast drying, strength-enhancing
liquid screed additive



Standard & heavy duty

Main features

-  Drying time of only 14 days
-  BRE category A screed
-  High early & final compressive and flexural strength up to C35-F5
-  Suitable for inside, outside & permanently wet areas
-  No curing under polyethylen (PE) needed
-  No fibre or mesh reinforcement needed

About this product

mach 2 is a high-performance liquid additive for semi-dry cementitious screeds, engineered to accelerate drying times while improving compressive and flexural strength. Its integrated processing aid enhances workability throughout the entire application process, enabling smoother, faster, and more efficient installation.

The result: optimised construction progress, improved screed performance, and reliable on-site performance.

Curing and technical specifications

Drying time	14 days	*Typical properties achieved under construction site conditions at 5-30°C and 40-60% relative humidity with screed thickness of ≤ 60 mm without underfloor heating and ≤ 70 mm screed thickness with underfloor heating.
Strength class	C30/35-F5	
BRE category	A	
Foot traffic	after 24 hours	
Normal site traffic	after 72 hours	
Commissioning UFH	after 72 hours	
UFH commissioning cycle	12 days	
Working time	90 minutes	

Screed categories, classification and recommended use

Screed category	Standard (STD)	Heavy duty (HD)
Strength class	> C30-F5	> C35-F5
BRE category	A	A
Sand category	BS EN 13139 Cat. 1	BS EN 13139 Cat. 1
Cement category	CEM I/II 32.5 N/R	CEM I/II 42.5 N/R
Recommended use	Residential/Commercial	Commercial

Screed admixture designs (per screed pump)

Screed category	Standard (STD)	Heavy duty (HD)
Sand	310 kg	310 kg
Cement	50 kg	55 kg
Dosage mach 2	300 ml	300 ml
W/C ratio	0.5 - 0.7	0.5 - 0.7

Screed admixture designs (per cubic metre)

Screed category	Standard (STD)	Heavy duty (HD)
Sand	1,550 kg	1,550 kg
Cement	250 kg	275 kg
Dosage mach 2	1,500 ml	1,500 ml
W/C ratio	0.5 - 0.7	0.5 - 0.7

Basic material, standards and testing regulations

- CEM I or CEM II (A-L, A-LL, B-L, B-LL) following BS EN 197-1
- Aggregates following BS EN 13139
- Preliminary testing and suitability verification required prior to each use

Minimum screed thickness (at 2 kN/m² surface load)

Strength class	C30/35-F5
Bonded	25 mm
Unbonded	35 mm
Floating	
Underfloor heating*	

*Pipe coverage in mm

**Further information regarding min. screed thickness at different surface loads are available upon request or can be downloaded on our website.

Underfloor heating commissioning cycle

Day*	3-5	6-10	11-13	14	15
Temperature	25°C	45°C	35°C	25°C	Moisture test

*The underfloor heating commissioning cycle may begin 72 hours after the screed has been laid.

Mixing instructions

1. Fill the screed machine about half full with sand and the total amount of cement.
2. Add **mach 2** to the first mixing water (usually 5-10 litres) and then fill the machine completely.
3. In the meantime, gradually add the required amount of water until a semi-dry consistency is achieved.
4. Mix at least 2 minutes.

Construction site conditions

- The screed must be protected from drying out too quickly due to draughts, direct sunlight and low humidity.
- The screed must be protected from frost and water during the entire drying time.
- At temperatures below + 5°C, the setting process of the binder (cement) is delayed or completely interrupted.

Residual moisture test

- Before laying the floor covering, the residual moisture content of the screed must be measured by the floor layer.
- BS 8203 recommends a maximum relative humidity of 75% before laying floor coverings.

Safety and certificates

- CE certification
- Always observe general work hygiene when using our products.
- Further information on handling **mach 2** can be found in our safety data sheets.

Technical data

- Form: liquid
- Colour: orange
- Density: $1.04 \pm 0.02 \text{ kg/dm}^3$
- Supply form: 10 litres, 20 litres, 1,000 kg
- Storage: store protected from frost, heat and direct sunlight
- Shelf life: at least 12 months (in sealed containers)

Comments

The raw materials we use as well as the products we manufacture are subject to comprehensive internal quality control procedures and are regularly inspected. When using this product, no additives from other manufacturers may be mixed in or applied. Before application, it must be ensured that both our products and the selected method are suitable for the specific site conditions. The quality of the screed is significantly influenced by the properties of the sand and cement, the correct mixing ratio, and proper installation in accordance with approved screed technology.

As we have no control over actual site conditions or the execution of the work, no liability claims can be derived from the information contained in this data sheet. Upon publication of this edition, all previous versions shall become invalid.

For advice or further information, please contact our technical team.

As of 06 May 2026